

Signify Classified - Internal
Cooper Lighting Solutions Photometric Lab
1121 Highway 74 South
Peachtree City, GA 30269



Scaled data based on original data using
LM-79-08 Approved Method: Electrical and Photometric Measurements of Solid-
State Lighting Products

Test Report Prepared for
Cooper Lighting Solutions
(formerly Eaton)

Brand: STREETWORKS

Report Number: P880057

Luminaire Tested: **MEM2-HSN-VA-110-740-U-MQ**

Issue Date: 10/01/2024



Test Information

Test Method: LM-79-08
Report Number: P880057
Test Lab: INNOVATION CENTER(G3)
Issue Date: 10/01/2024
Manufacturer: COOPER LIGHTING SOLUTIONS (FORMERLY EATON)
Product Line: STREETWORKS
Catalog Number: MEM2-HSN-VA-110-740-U-MQ
Description: EPIC MODERN SHORT HOUSING 110W 70CRI 4000K VISUAL COMFORT FIXTURE
w/ TYPE V MEDIUM DISTRIBUTION OPTIC
Light Source: (1) 4000K CCT, 70 CRI LEDS
Ballast/Driver: ELECTRONIC DRIVER

Summary

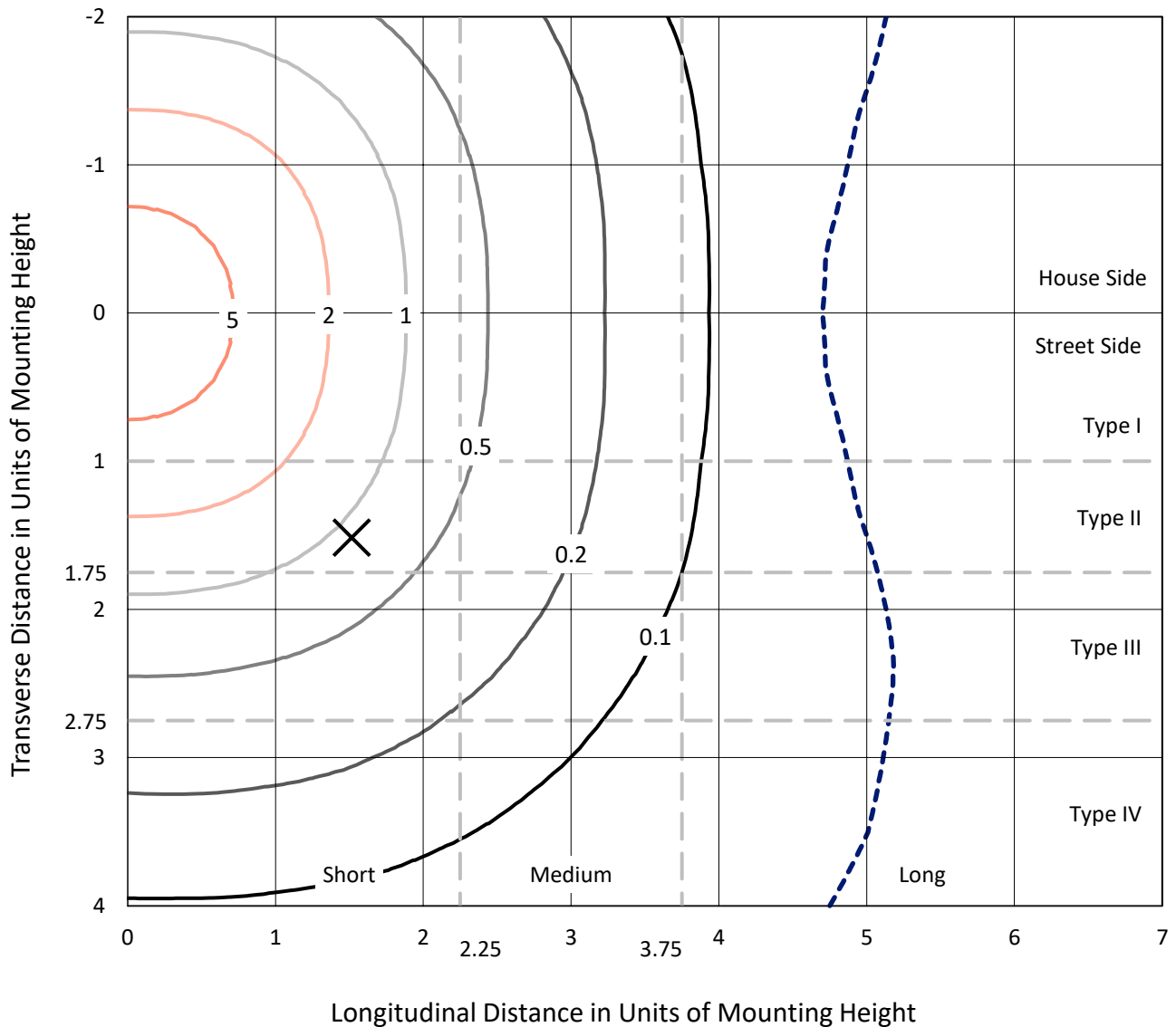
Lumens per Lamp: N/A
Luminaire Lumens: 11772.2 lumens
Efficiency: N/A
Efficacy: 111.1 lumens/watt
Luminous Opening: Circular (Dia: 1.12' x H: 0')
IES Classification: Type V - Short
BUG Rating: B3 - U0 - G3

Input Watts (W): 106
Input Voltage (V): 120
Input Current (Ain): NR
Voltage Rise (V): NR
Power Factor: 0.99
Total Harmonic Distortion (THDi): 5%
Frequency (hertz): 60
Stabilization Time: NR
Operation Time: NR
Ambient Temperature (°C): NR
Test Distance: 24 FT

REPORT NUMBER: P880057
 CATALOG NUMBER: MEM2-HSN-VA-110-740-U-MQ

Iso-Footcandle Lines of Horizontal Illumination

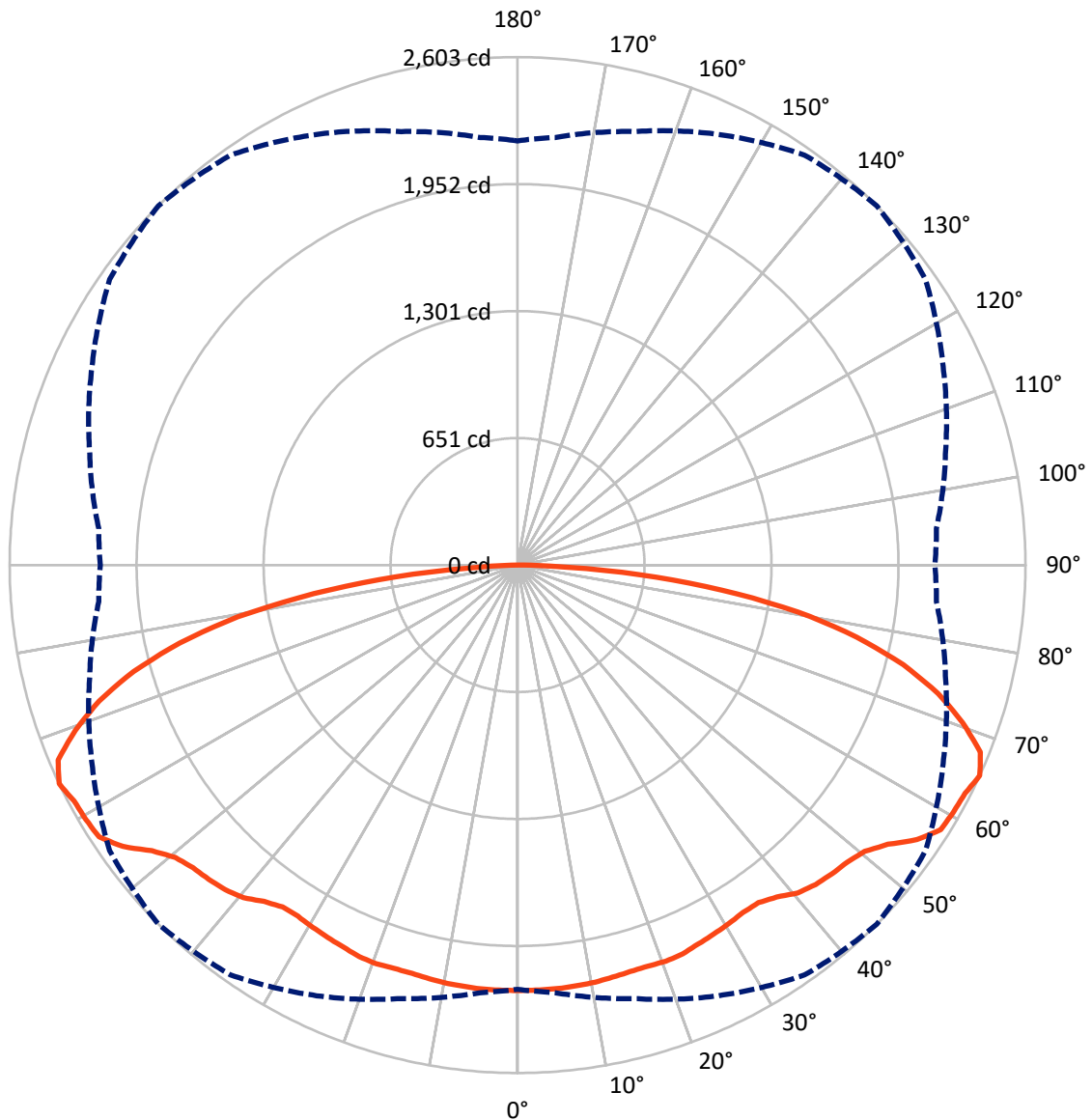
✕ Max cd
 - - - 1/2 Max cd



Based on 15 foot mounting height. Maximum calculated value = 9.7 fc
 Type V - Short - N/A

REPORT NUMBER: P880057
CATALOG NUMBER: MEM2-HSN-VA-110-740-U-MQ

Luminous Intensity Polar Plot



— Vertical Plane Through 45-Deg Lateral - - - Horizontal Cone Through 65-Deg Vertical

REPORT NUMBER: P880057
 CATALOG NUMBER: MEM2-HSN-VA-110-740-U-MQ

FLUX DISTRIBUTION:

		Downward	Upward	Total
House Side	Lumens	5886.1	0.0	5886.1
	% Fixture	50.0	0.0	50.0
Street Side	Lumens	5886.1	0.0	5886.1
	% Fixture	50.0	0.0	50.0
Total	Lumens	11772.2	0.0	11772.2
	% Fixture	100.0	0.0	100.0

Coefficient of Utilization

ZONAL LUMENS:

Zone	Lumens	% Fixture
0°-10°	207.9	1.8
10°-20°	612.9	5.2
20°-30°	992.3	8.4
30°-40°	1333.6	11.3
40°-50°	1701.9	14.5
50°-60°	2093.8	17.8
60°-70°	2331.5	19.8
70°-80°	1892.5	16.1
80°-90°	605.8	5.1
90°-100°	0.0	0.0
100°-110°	0.0	0.0
110°-120°	0.0	0.0
120°-130°	0.0	0.0
130°-140°	0.0	0.0
140°-150°	0.0	0.0
150°-160°	0.0	0.0
160°-170°	0.0	0.0
170°-180°	0.0	0.0
0°-90°	11772.2	100.0
0°-180°	11772.2	100.0



REPORT NUMBER: P880057

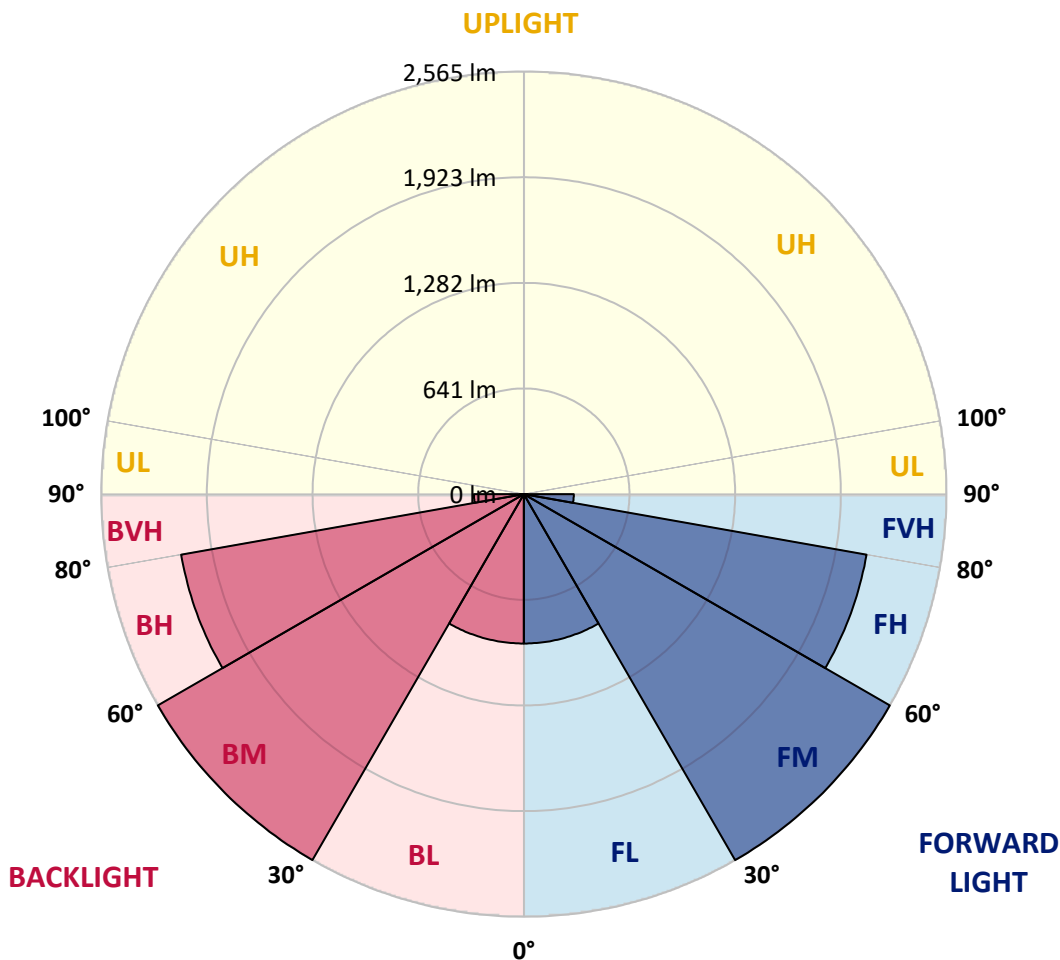
CATALOG NUMBER: MEM2-HSN-VA-110-740-U-MQ

LUMINAIRE CLASSIFICATION SYSTEM LUMEN TABLE AND BUG RATING:

Zone	Lumens	% Fixture	Zone Rating/Lumen Limit		
			B	U	G
FL (0°-30°)	906.5	7.7			
FM (30°-60°)	2564.6	21.8			
FH (60°-80°)	2112.0	17.9			G2/5000
FVH (80°-90°)	302.9	2.6			G3/500
BL (0°-30°)	906.5	7.7	B2/1000		
BM (30°-60°)	2564.6	21.8	B3/5000		
BH (60°-80°)	2112.0	17.9	B3/2500		G2/5000
BVH (80°-90°)	302.9	2.6			G3/500
UL (90°-100°)	0.0	0.0		U0/0	
UH (100°-180°)	0.0	0.0		U0/0	

BUG Rating: B3-U0-G3

Type V Short





REPORT NUMBER: P880057

CATALOG NUMBER: MEM2-HSN-VA-110-740-U-MQ

CANDELA DISTRIBUTION (FULL):

	0°	5°	15°	25°	35°	45°	55°	65°	75°	85°	90°
0°	2180.2	2180.2	2180.2	2180.2	2180.2	2180.2	2180.2	2180.2	2180.2	2180.2	2180.2
2.5°	2180.2	2180.2	2180.2	2180.2	2180.2	2180.2	2180.2	2180.2	2180.2	2180.2	2180.2
5°	2180.2	2180.2	2180.2	2180.2	2180.2	2180.2	2180.2	2180.2	2176.9	2180.2	2180.2
7.5°	2176.9	2176.9	2176.9	2176.9	2176.9	2176.9	2176.9	2176.9	2176.9	2176.9	2176.9
10°	2173.7	2173.7	2173.7	2173.7	2173.7	2173.7	2173.7	2173.7	2173.7	2173.7	2173.7
12.5°	2167.3	2167.3	2167.3	2167.3	2167.3	2167.3	2167.3	2167.3	2167.3	2167.3	2167.3
15°	2157.6	2160.8	2160.8	2160.8	2160.8	2160.8	2160.8	2160.8	2160.8	2157.6	2157.6
17.5°	2154.4	2154.4	2154.4	2157.6	2160.8	2160.8	2160.8	2157.6	2154.4	2151.1	2151.1
20°	2157.6	2157.6	2157.6	2160.8	2164.0	2167.3	2164.0	2160.8	2154.4	2154.4	2154.4
22.5°	2154.4	2157.6	2157.6	2160.8	2164.0	2164.0	2160.8	2157.6	2154.4	2151.1	2151.1
25°	2144.7	2144.7	2147.9	2151.1	2151.1	2151.1	2151.1	2144.7	2141.5	2138.2	2138.2
27.5°	2131.8	2135.0	2135.0	2138.2	2141.5	2141.5	2138.2	2131.8	2128.6	2125.3	2125.3
30°	2115.7	2115.7	2118.9	2125.3	2128.6	2131.8	2125.3	2118.9	2109.2	2106.0	2106.0
32.5°	2099.5	2102.8	2109.2	2115.7	2118.9	2122.1	2115.7	2109.2	2099.5	2093.1	2089.9
35°	2093.1	2093.1	2102.8	2115.7	2125.3	2125.3	2118.9	2106.0	2093.1	2080.2	2080.2
37.5°	2102.8	2106.0	2118.9	2141.5	2157.6	2157.6	2154.4	2131.8	2109.2	2089.9	2086.6
40°	2125.3	2128.6	2151.1	2180.2	2206.0	2209.2	2196.3	2167.3	2135.0	2112.4	2106.0
42.5°	2138.2	2144.7	2170.5	2206.0	2228.5	2238.2	2222.1	2193.1	2151.1	2122.1	2118.9
45°	2144.7	2151.1	2180.2	2218.9	2247.9	2257.6	2241.4	2202.7	2157.6	2125.3	2122.1
47.5°	2147.9	2154.4	2183.4	2231.8	2264.0	2273.7	2260.8	2215.6	2160.8	2128.6	2125.3
50°	2151.1	2164.0	2199.5	2251.1	2299.5	2306.0	2286.6	2231.8	2173.7	2135.0	2125.3
52.5°	2173.7	2183.4	2235.0	2309.2	2357.6	2376.9	2347.9	2293.1	2206.0	2147.9	2141.5
55°	2228.5	2231.8	2293.1	2386.6	2457.5	2483.3	2438.2	2364.0	2257.6	2199.5	2196.3
57.5°	2244.7	2264.0	2331.8	2438.2	2525.3	2557.5	2518.8	2405.9	2309.2	2231.8	2212.4
60°	2228.5	2244.7	2325.3	2447.9	2541.4	2567.2	2538.2	2431.7	2289.8	2202.7	2186.6
62.5°	2212.4	2231.8	2315.6	2454.3	2544.6	2573.6	2525.3	2435.0	2280.2	2193.1	2176.9
65°	2173.7	2199.5	2299.5	2435.0	2564.0	2602.7	2551.1	2405.9	2270.5	2154.4	2138.2
67.5°	2099.5	2112.4	2222.1	2380.1	2518.8	2557.5	2502.7	2351.1	2189.8	2077.0	2064.1
70°	1960.9	1989.9	2093.1	2267.2	2399.5	2418.8	2376.9	2225.3	2067.3	1948.0	1931.8
72.5°	1777.0	1819.0	1931.8	2109.2	2215.6	2254.3	2199.5	2077.0	1912.5	1777.0	1754.5
75°	1583.5	1606.1	1722.2	1896.4	2006.0	2041.5	1993.1	1873.8	1677.1	1583.5	1561.0
77.5°	1370.7	1386.8	1490.0	1644.8	1748.0	1777.0	1728.7	1631.9	1454.5	1367.4	1357.8
80°	1074.0	1106.2	1203.0	1335.2	1412.6	1457.7	1406.1	1312.6	1183.6	1080.4	1064.3
82.5°	767.6	790.2	877.2	967.5	1041.7	1054.6	1032.0	941.7	845.0	764.4	745.0
85°	419.3	428.9	483.8	577.3	606.3	628.9	596.6	528.9	480.5	428.9	412.8
87.5°	109.7	112.9	129.0	151.6	164.5	167.7	164.5	145.1	119.3	93.5	103.2
90°	0.0	0.0	0.0	0.0	0.0	0.0	0.0	0.0	0.0	0.0	0.0

Cooper Lighting Solutions Photometric Lab
1121 Highway 74 South
Peachtree City, GA 30269



LM-79-2019: Approved Method: Electrical and Photometric Measurements of Solid-State Lighting Products

Report Prepared for

Cooper Lighting Solutions

Streetworks

Report Number: SP1-2407-176-5

Test Date: 09/24/2024

Luminaire Tested: MEM2-HTN-VA-30-740-U-WQ

Data in this report applies to families of products including MEM2-HTN-VA-30-740-U-WQ

Test Information

Test Method: LM-79-2019
 Report Number: SP1-2407-176-5
 Test Lab: COOPER LIGHTING SOLUTIONS
 Photometer: SP1 - 76IN SPHERE
 Measurement Geometry: 4π
 Issue Date: 09/27/2024
 Manufacturer: COOPER LIGHTING SOLUTIONS
 Product Line: Streetworks
 Catalog Number: **MEM2-HTN-VA-30-740-U-WQ**
 Description: EPIC MODERN VISUAL COMFORT 30W WAVESTREAM WIDE

Spectral Parameters

CCT (K): 3819
 CIE u': 0.2261
 CIE v': 0.5108
 Duv: 0.0046
 CIE x: 0.3926
 CIE y: 0.3942
 CIE z: 0.2132
 Peak Wavelength (nm): 450
 Dominant Wavelength (nm): 577
 Purity: 36.15483
 Rf: 75.6
 Rg: 94.8

CRI (Ra):	72.9		
R1:	70.1	R9:	-21.5
R2:	78.4	R10:	48.5
R3:	85.0	R11:	68.4
R4:	72.9	R12:	39.0
R5:	69.1	R13:	71.1
R6:	69.2	R14:	91.3
R7:	82.8	R15:	63.2
R8:	55.4		



Test Conditions

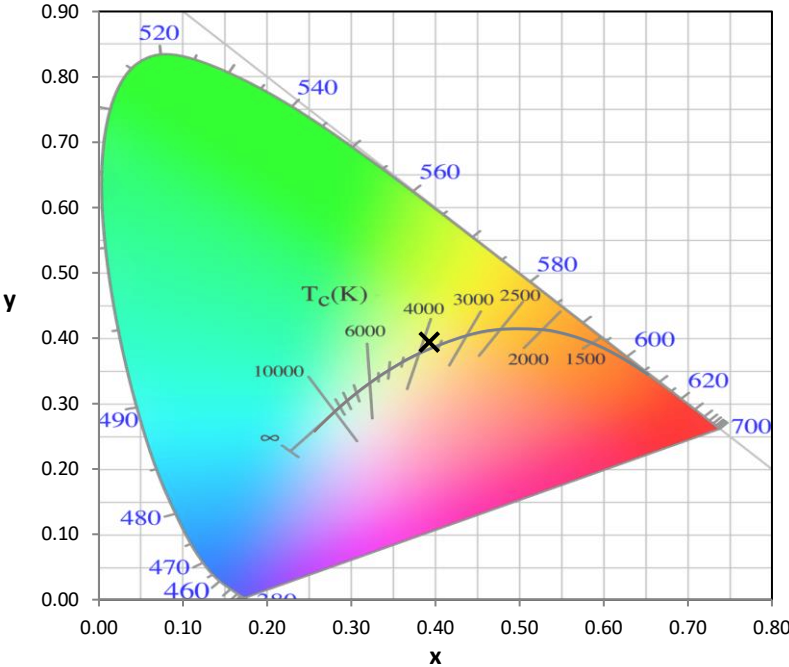
Stabilization Time: 30M
 Operation Time: 1H 30M
 Sphere Temperature (°C): 25.2

REPORT NUMBER: SP1-2407-176-5

Measurement and Test Equipment			
Instrument	Identification Number	Calibration Date	Calibration Due Date
Photometer	IN0058	6/18/2024	12/18/2024
Power Meter	INXT2011004	2/8/2024	2/8/2025
AC Power Source	IN0063	10/24/2023	10/24/2024
DC Power Source	IN0208	10/24/2023	10/24/2024
Sphere Thermometer	IN0085	10/24/2023	10/24/2024
Room Thermometer	IN0046	10/24/2023	10/24/2024

REPORT NUMBER: SP1-2407-176-5

CIE 1931 Chromaticity Diagram



CIE 1931 Chromaticity Diagram with 2017 ANSI 7-Step and 4-Step Quadrangles



Point lies inside the ANSI 4000K 7-step quadrangle

REPORT NUMBER: SP1-2407-176-5

Photopic Flux vs. Wavelength



Photopic Lumens: NR

λ (nm)	Power W^{\wedge}/nm	Lumens (ϕ/nm)	λ (nm)	Power W^{\wedge}/nm	Lumens (ϕ/nm)	λ (nm)	Power W^{\wedge}/nm	Lumens (ϕ/nm)	λ (nm)	Power W^{\wedge}/nm	Lumens (ϕ/nm)	λ (nm)	Power W^{\wedge}/nm	Lumens (ϕ/nm)
360	0	NR	490	127	NR	620	748	NR	750	25	NR	880	0	NR
365	0	NR	495	173	NR	625	699	NR	755	22	NR	885	0	NR
370	0	NR	500	246	NR	630	648	NR	760	20	NR	890	0	NR
375	0	NR	505	335	NR	635	599	NR	765	17	NR	895	0	NR
380	0	NR	510	427	NR	640	547	NR	770	15	NR	900	0	NR
385	0	NR	515	517	NR	645	495	NR	775	13	NR	905	0	NR
390	0	NR	520	589	NR	650	445	NR	780	11	NR	910	0	NR
395	1	NR	525	649	NR	655	396	NR	785	9	NR	915	0	NR
400	4	NR	530	695	NR	660	349	NR	790	8	NR	920	0	NR
405	6	NR	535	733	NR	665	308	NR	795	7	NR	925	0	NR
410	11	NR	540	763	NR	670	269	NR	800	6	NR	930	0	NR
415	23	NR	545	792	NR	675	235	NR	805	5	NR	935	0	NR
420	46	NR	550	813	NR	680	205	NR	810	5	NR	940	0	NR
425	95	NR	555	835	NR	685	178	NR	815	4	NR	945	0	NR
430	183	NR	560	859	NR	690	155	NR	820	3	NR	950	0	NR
435	338	NR	565	880	NR	695	134	NR	825	3	NR	955	0	NR
440	534	NR	570	900	NR	700	115	NR	830	3	NR	960	0	NR
445	782	NR	575	918	NR	705	99	NR	835	2	NR	965	0	NR
450	1000	NR	580	931	NR	710	84	NR	840	2	NR	970	0	NR
455	739	NR	585	937	NR	715	71	NR	845	2	NR	975	0	NR
460	393	NR	590	939	NR	720	59	NR	850	1	NR	980	0	NR
465	276	NR	595	925	NR	725	49	NR	855	1	NR	985	0	NR
470	190	NR	600	907	NR	730	41	NR	860	1	NR	990	0	NR
475	123	NR	605	878	NR	735	35	NR	865	1	NR	995	0	NR
480	105	NR	610	842	NR	740	31	NR	870	1	NR	1000	0	NR
485	108	NR	615	797	NR	745	28	NR	875	1	NR			

REPORT NUMBER: SP1-2407-176-5

Scotopic Flux vs. Wavelength



Scotopic Lumens: NR

S/P: 1.45

λ (nm)	Power W [^] /nm	Lumens (φ/nm)	λ (nm)	Power W [^] /nm	Lumens (φ/nm)	λ (nm)	Power W [^] /nm	Lumens (φ/nm)	λ (nm)	Power W [^] /nm	Lumens (φ/nm)	λ (nm)	Power W [^] /nm	Lumens (φ/nm)
360	0	NR	490	127	NR	620	748	NR	750	25	NR	880	0	NR
365	0	NR	495	173	NR	625	699	NR	755	22	NR	885	0	NR
370	0	NR	500	246	NR	630	648	NR	760	20	NR	890	0	NR
375	0	NR	505	335	NR	635	599	NR	765	17	NR	895	0	NR
380	0	NR	510	427	NR	640	547	NR	770	15	NR	900	0	NR
385	0	NR	515	517	NR	645	495	NR	775	13	NR	905	0	NR
390	0	NR	520	589	NR	650	445	NR	780	11	NR	910	0	NR
395	1	NR	525	649	NR	655	396	NR	785	9	NR	915	0	NR
400	4	NR	530	695	NR	660	349	NR	790	8	NR	920	0	NR
405	6	NR	535	733	NR	665	308	NR	795	7	NR	925	0	NR
410	11	NR	540	763	NR	670	269	NR	800	6	NR	930	0	NR
415	23	NR	545	792	NR	675	235	NR	805	5	NR	935	0	NR
420	46	NR	550	813	NR	680	205	NR	810	5	NR	940	0	NR
425	95	NR	555	835	NR	685	178	NR	815	4	NR	945	0	NR
430	183	NR	560	859	NR	690	155	NR	820	3	NR	950	0	NR
435	338	NR	565	880	NR	695	134	NR	825	3	NR	955	0	NR
440	534	NR	570	900	NR	700	115	NR	830	3	NR	960	0	NR
445	782	NR	575	918	NR	705	99	NR	835	2	NR	965	0	NR
450	1000	NR	580	931	NR	710	84	NR	840	2	NR	970	0	NR
455	739	NR	585	937	NR	715	71	NR	845	2	NR	975	0	NR
460	393	NR	590	939	NR	720	59	NR	850	1	NR	980	0	NR
465	276	NR	595	925	NR	725	49	NR	855	1	NR	985	0	NR
470	190	NR	600	907	NR	730	41	NR	860	1	NR	990	0	NR
475	123	NR	605	878	NR	735	35	NR	865	1	NR	995	0	NR
480	105	NR	610	842	NR	740	31	NR	870	1	NR	1000	0	NR
485	108	NR	615	797	NR	745	28	NR	875	1	NR			

REPORT NUMBER: SP1-2407-176-5

Melanopic Flux vs. Wavelength



Melanopic Lumens: NR

M/P: 2.76

λ (nm)	Power W [^] /nm	Lumens (φ/nm)	λ (nm)	Power W [^] /nm	Lumens (φ/nm)	λ (nm)	Power W [^] /nm	Lumens (φ/nm)	λ (nm)	Power W [^] /nm	Lumens (φ/nm)	λ (nm)	Power W [^] /nm	Lumens (φ/nm)
360	0	NR	490	127	NR	620	748	NR	750	25	NR	880	0	NR
365	0	NR	495	173	NR	625	699	NR	755	22	NR	885	0	NR
370	0	NR	500	246	NR	630	648	NR	760	20	NR	890	0	NR
375	0	NR	505	335	NR	635	599	NR	765	17	NR	895	0	NR
380	0	NR	510	427	NR	640	547	NR	770	15	NR	900	0	NR
385	0	NR	515	517	NR	645	495	NR	775	13	NR	905	0	NR
390	0	NR	520	589	NR	650	445	NR	780	11	NR	910	0	NR
395	1	NR	525	649	NR	655	396	NR	785	9	NR	915	0	NR
400	4	NR	530	695	NR	660	349	NR	790	8	NR	920	0	NR
405	6	NR	535	733	NR	665	308	NR	795	7	NR	925	0	NR
410	11	NR	540	763	NR	670	269	NR	800	6	NR	930	0	NR
415	23	NR	545	792	NR	675	235	NR	805	5	NR	935	0	NR
420	46	NR	550	813	NR	680	205	NR	810	5	NR	940	0	NR
425	95	NR	555	835	NR	685	178	NR	815	4	NR	945	0	NR
430	183	NR	560	859	NR	690	155	NR	820	3	NR	950	0	NR
435	338	NR	565	880	NR	695	134	NR	825	3	NR	955	0	NR
440	534	NR	570	900	NR	700	115	NR	830	3	NR	960	0	NR
445	782	NR	575	918	NR	705	99	NR	835	2	NR	965	0	NR
450	1000	NR	580	931	NR	710	84	NR	840	2	NR	970	0	NR
455	739	NR	585	937	NR	715	71	NR	845	2	NR	975	0	NR
460	393	NR	590	939	NR	720	59	NR	850	1	NR	980	0	NR
465	276	NR	595	925	NR	725	49	NR	855	1	NR	985	0	NR
470	190	NR	600	907	NR	730	41	NR	860	1	NR	990	0	NR
475	123	NR	605	878	NR	735	35	NR	865	1	NR	995	0	NR
480	105	NR	610	842	NR	740	31	NR	870	1	NR	1000	0	NR
485	108	NR	615	797	NR	745	28	NR	875	1	NR			

Summary

$R_f = 75.6$
 $R_g = 94.8$
 $CIE R_a = 72.9$
 $R_g = -21.5$



Color Vector Graphics

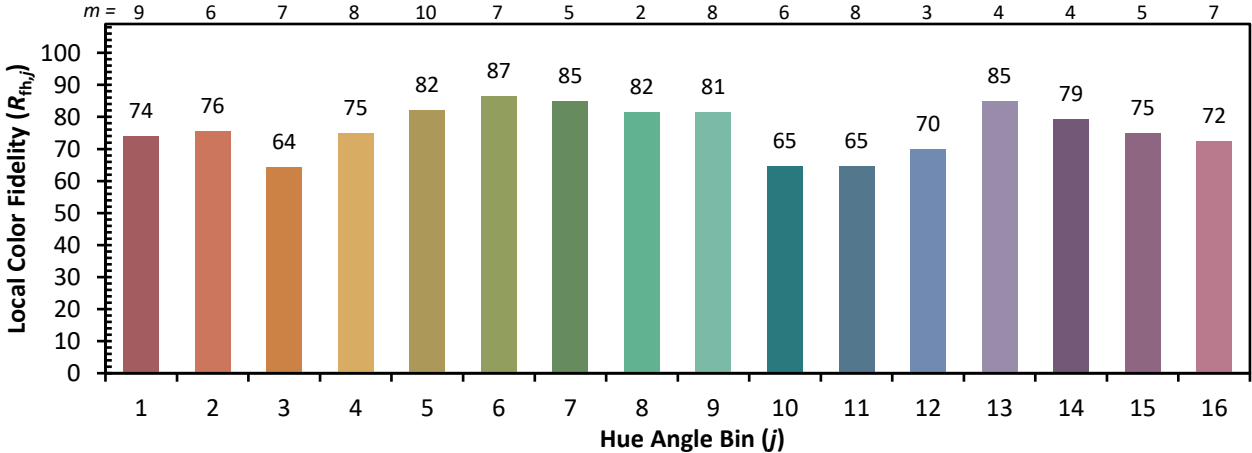


Individual Sample Fidelity Index ($R_{f,i}$)

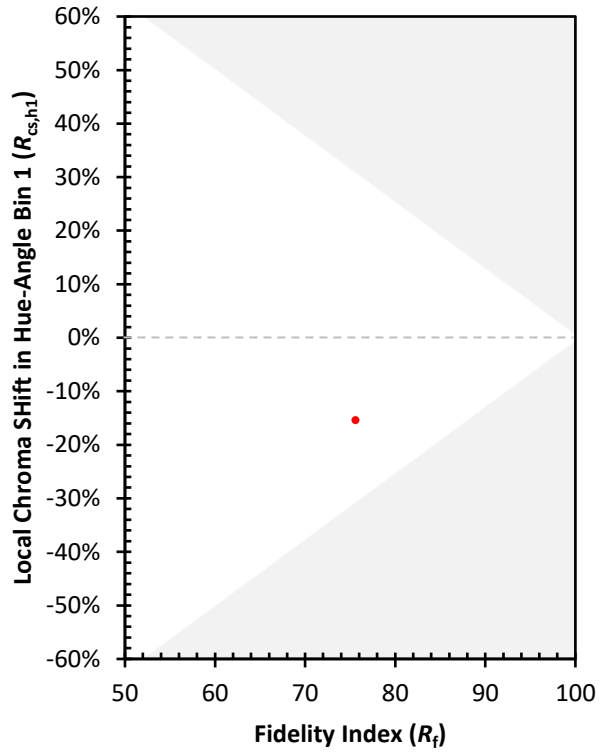
CES01 = 85	CES26 = 65	CES51 = 89	CES76 = 53
CES02 = 61	CES27 = 89	CES52 = 88	CES77 = 71
CES03 = 30	CES28 = 82	CES53 = 78	CES78 = 56
CES04 = 70	CES29 = 68	CES54 = 85	CES79 = 83
CES05 = 48	CES30 = 84	CES55 = 84	CES80 = 79
CES06 = 50	CES31 = 71	CES56 = 74	CES81 = 79
CES07 = 40	CES32 = 63	CES57 = 73	CES82 = 91
CES08 = 39	CES33 = 79	CES58 = 74	CES83 = 90
CES09 = 29	CES34 = 72	CES59 = 86	CES84 = 87
CES10 = 74	CES35 = 84	CES60 = 90	CES85 = 78
CES11 = 57	CES36 = 91	CES61 = 84	CES86 = 74
CES12 = 63	CES37 = 79	CES62 = 85	CES87 = 78
CES13 = 42	CES38 = 93	CES63 = 73	CES88 = 82
CES14 = 74	CES39 = 96	CES64 = 67	CES89 = 72
CES15 = 71	CES40 = 91	CES65 = 64	CES90 = 81
CES16 = 47	CES41 = 93	CES66 = 60	CES91 = 75
CES17 = 49	CES42 = 80	CES67 = 57	CES92 = 62
CES18 = 56	CES43 = 78	CES68 = 66	CES93 = 77
CES19 = 72	CES44 = 99	CES69 = 75	CES94 = 57
CES20 = 65	CES45 = 86	CES70 = 58	CES95 = 68
CES21 = 86	CES46 = 83	CES71 = 51	CES96 = 78
CES22 = 78	CES47 = 86	CES72 = 84	CES97 = 85
CES23 = 92	CES48 = 78	CES73 = 49	CES98 = 77
CES24 = 91	CES49 = 81	CES74 = 93	CES99 = 67
CES25 = 72	CES50 = 88	CES75 = 53	



Color Rendition by Hue-Angle Bin



Measure Comparisons



(END OF REPORT)